

THE *Richie*  
BRACE®  
RESTORING MOBILITY

Restoring mobility for  
thousands of patients...  
for over 25 years.



## PRODUCT CATALOG

The Richie Brace® has become the gold standard in AFO therapy, helping you provide the quality of life your patients deserve.

**Available From  
Authorized Distributor:**

**Allied**  
OSI **Labs**



# Table of Contents

Introduced to the medical community in 1996, The Richie Brace® has revolutionized the conservative approach to the most challenging pathologies treated by the foot and ankle specialist.

Additional AFOs have been designed and added to the Richie Brace® family of products to address a wide-range of conditions, patient needs and activity levels.

Richie Brace® Standard	Page 3
Dynamic Assist	Page 4
Restricted Hinge & Arch Suspenders	Page 5
California AFO	Page 6
Solid AFO	Page 6
Gauntlet	Page 7
AeroSpring Bracing System	Page 8
Richie Brace OTC	Page 9
OTC Dynamic Assist	Page 9
Ordering	Page 10
Casting	Page 11
Treatment Guide	Page 12



# Richie Brace® (Standard)

With a contoured balanced orthotic footplate articulated to adjustable semi-rigid lower leg uprights, the Richie Brace® is ideally suited to stabilize rotational forces at the midtarsal, subtalar and talo-Crural joints. Modifications are available to add further restriction of motion in the sagittal, frontal or transverse plane.

The Richie Brace® is lighter than most other AFOs. The leg uprights are designed to leave the front and back leg areas open for air flow and comfort. Once donned, the patient is hardly aware it is on.

## CLINICAL INDICATIONS

- PTTD (mild-to-moderate)
- Lateral ankle instability
- Peroneal tendinopathy
- Cavo-varus deformity

## AFO FEATURES

- Custom balanced foot orthotic
- Standard 35mm heel cup fits into the bottom of the heel counter of the shoe
- Anatomic ankle axis hinge placement
- Semi-rigid lower limb supports
- Control of first ray, midtarsal, and subtalar joints
- Control of calcaneal inversion/eversion
- Pure, unrestricted sagittal ankle motion

*Leg uprights positioned for maximum comfort and shoe fit.*

*Anatomic ankle axis hinge placement*

*Custom-balanced, contoured orthotic footplate.*

*Medial and lateral placement of limb uprights do not affect shoe fit. The Richie Brace® can be applied and removed by adjusting a single strap.*



# Richie Brace® Dynamic Assist

## CLINICAL INDICATIONS

The Richie Brace® Dynamic Assist is indicated for the stabilization of the foot and ankle in patients with weakness of the dorsiflexor and evotor muscles of the lower leg. This presentation may be the result of:

- Post-CVA (stroke)
- Mild muscular dystrophy
- Charcot Marie Tooth Disease
- Post-spinal cord surgery
- Diabetic neuropathy

## The brace can be used if patient has:

- Partial or complete dropfoot
- Abducto-varus foot deformity
- Diabetic Charcot deformity without severe equinus
- Body weight over 200lbs

## Contraindications

- Spasticity of plantar flexors or invertor muscle groups
- Moderate to severe varus/valgus deformity of hindfoot
- Severe equinus (ankle dorsiflexion zero degrees or less)
- Unstable knee

## AFO FEATURES

- Custom balanced foot orthotic
- 35mm heel cup
- Anatomic ankle axis hinge placement
- Tamarack flexural ankle joints
- Dynamic dorsiflexion-assist provides up to 15° of dorsiflexion
- Semi-rigid lower limb supports
- Pure, unrestricted sagittal ankle motion
- Control of varus/valgus alignment of the foot

• Tamarack™  
Dorisflexion Assist  
Flexure Joints



Custom-balanced,  
contoured orthotic  
footplate.



Upon Request: Fixed backstrap  
for additional control of  
dropfoot conditions.





# Richie Brace<sup>®</sup> Restricted Hinge

## CLINICAL INDICATIONS

- PTTD (moderate-to-severe w/ subluxed TN Joint)
- Dropfoot (equinus Severe varus/valgus; weak calf)
- DJD (ankle or rearfoot w/ dropfoot & spasticity)
- Peroneal Tendinopathy (order with lateral arch suspender)
- Lateral Ankle Instability (severe; order with lateral arch suspender)
- Peroneal Nerve Injury (fixed varus in hindfoot/ankle; order with lateral arch suspender)

## AFO FEATURES

A more rigid ankle articulation restricts ankle dorsiflexion and plantarflexion to a range under 5° without disrupting a smooth contact and heel rise phase of gait.

## Arch Suspenders

The **medial arch suspender** provides an adjustable lifting strap under the talo-navicular joint to resist collapse of the medial arch as well as eversion of the ankle and hindfoot.

The **lateral arch suspender** provides an adjustable lifting strap under the calcaneal-cuboid joint to resist inversion of the ankle or hindfoot.



*Medial  
Arch Suspender*

*Lateral Arch Suspender*

# Richie Brace® California AFO

## CLINICAL INDICATIONS

- PTTD (severe; stage IV)
- DJD (severe)
- Charcot Arthropathy
- Ankle deformity

## AFO FEATURES

- Custom molded shell
- Adjustable leather closure over tibia and forefoot
- Patented Medial or Lateral Arch Suspender®
- Rearfoot stabilizing post
- Continuous single strap closure; no laces
- Total restraint of foot and ankle movements
- Self-adjusting arch support
- Prevents medial/lateral instability

Continuous single strap; no laces

Patented medial or lateral arch suspender

Rearfoot stabilizing post

# Richie Brace® Solid AFO

Traditional full-leg posterior shell

## CLINICAL INDICATIONS

- Dropfoot (fixed equinus; knee instability; spasticity; weak calf)
- Charcot Arthropathy

## AFO FEATURES

- Traditional full leg posterior shell
- Rearfoot post
- Correction of varus/valgus forefoot deformities
- Comfort & accommodation of plantar lesions
- Balanced functional orthotic footplate
- Extended forefoot padding
- Control hindfoot inversion/eversion

Extended forefoot padding

Rearfoot post

Balanced functional orthotic footplate





# Richie Brace® Gauntlet

## CLINICAL INDICATIONS

- PTTD (stages III and IV)
- DJD (severe)
- Hindfoot Deformity
- Charcot Arthropathy


## AFO FEATURES

- Custom molded AFO shell
- Medial or Lateral Arch Suspender®
- Legitimate Varus/Valgus control of hindfoot
- Rearfoot stabilizing post
- Non-weight bearing cast provides better heel and arch contour
- All casts intrinsically balanced to correct forefoot varus/valgus deformities


## Suggested Billing Codes

L1940 Solid AFO Shell  
L2275 Varus/Valgus Control  
L2330 Lacer  
L2820 Soft Interface

For more billing and coding guides, as well as helpful resources to ensure compliance, visit [www.richiebrace.com/billing-and-coding](http://www.richiebrace.com/billing-and-coding)



Medial and Lateral  
Arch Suspender



Rearfoot stabilizing post

# Richie AeroSpring Bracing System®

A new and improved Richie AeroSpring system replaces walking boots and treats a variety of lower extremity pathologies.

**It's simply the best solution.**

## CLINICAL INDICATIONS

### Achilles Offloading System

- Tendinopathy of the Achilles tendon
- Post-surgical and non-surgical management of the Achilles tendon rupture

### Plantar Fascia Offloading System

- Severe recalcitrant plantar heel pain syndrome

### Midfoot Offloading System

- Treatment of sprain of the tarsometatarsal (TMT) joints
- Treatment of degenerative arthritis of the midfoot joints

### Dropfoot Stability System

- Neurologic conditions resulting in foot drop or loss of posterior lower leg muscle strength

## AFO FEATURES

- Carbon fiber ankle foot orthosis – controls ankle joint dorsiflexion and load on the Achilles tendon
- Custom functional foot orthosis (1 pair) – controls rearfoot pronation
- Patented “Richie ArchLock” – offloads the medial-central band of the plantar fascia





# Richie Brace® OTC

## CLINICAL INDICATIONS

- Acute ankle sprain
- Tendinopathy of the foot or ankle

## AFO FEATURES

- Prefabricated orthotic footplate in 4 sizes
- Full flexion ankle joints or restricted hinge ankle options
- Adjustable Velcro strap closures
- Interim brace before custom AFO


# Richie Brace® OTC Dynamic Assist

## CLINICAL INDICATIONS

- Dropfoot secondary to CVA or nerve injury
- Mild muscular dystrophy
- Diabetic neuropathy
- Charcot-Marie-Tooth Disease

## AFO FEATURES

- Tamarack™ dorsiflexion assist flexure joints
- Prefabricated contoured orthotic footplate
- Lightweight adjustable leg uprights
- Interim brace before custom AFO



# Ordering

The Richie Brace® family of products is provided to practitioners by authorized distributor, **Allied OSI Labs.**



Allied OSI Labs has trained client service personnel who can help you with every aspect of Richie Brace® treatment from providing casting instructions, clinical indications, as well as coding and reimbursement information.

## **Allied OSI Labs Contact Information**

P: 800.444.3632

F: 888.867.8571

E: [clientservice@aolabs.com](mailto:clientservice@aolabs.com)

W: [alliedosilabs.com](http://alliedosilabs.com)

All Richie Brace® products, parts and services are available to health care providers only. The Richie Brace® is only available in the U.S.A., Canada, Ireland, United Kingdom, Spain and Australia.

**Provider Pricing and Order Forms** for providers can be obtained from Allied OSI Labs by contacting their client service team. Patients need to obtain pricing from their health care provider.

**Replacement Parts and Brace Refurbishments** are also provided to health care providers by Allied OSI Labs. We do not sell parts to patients. Patients with existing braces are encouraged to see their original dispensing health care provider to obtain these products and services.

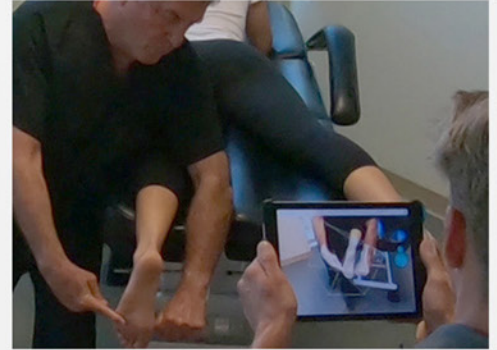


# Casting

**Casting with precision is essential for a proper patient fit.**

No matter which of the three accepted casting methods you choose (plaster splints, STS socks, digital scanning with iPad Structure Sensor), we have the training tools to assist you.

**Digital casting tutorial, as well as other helpful casting tools can be found at [www.RichieBrace.com](http://www.RichieBrace.com)**



## PLASTER CASTING



- Foot held 90° dorsiflexed
- Mark foot according to printed instructions



- Apply plaster strip #1
- Form a slipper cast with splint #2



- Complete with splint #3 and lay over the tip of the toes



- Lock midtarsal joint and plantarflex the first metatarsal
- Remove cast following proper guidelines

## STS SOCK CASTING



- Lay down cutting channel
- Place plastic bag over foot and leg
- Apply STS sock following instructions carefully



- Mold sock
- Lock midtarsal joint and plantarflex the first metatarsal

# Treatment Guide



## Richie Brace® Standard

- Mild to moderate PTTD
- Lateral ankle instability

Casting Sock Size: Ankle



## Richie Brace® Restricted Hinge

- DJD of ankle or rearfoot
- Dropfoot (mild)
- Dropfoot with varus/valgus deformity
- Dropfoot with spasticity
- Unstable knee

Casting Sock Size: Ankle



## Medial Arch Suspender

- Moderate to severe PTTD
- Stage II or III PTTD with subluxed T-N Joint

Casting Sock Size: Ankle



## Lateral Arch Suspender

- Peroneal tendinopathy fixed varus deformity of hindfoot/ankle
- Severe lateral ankle instability

Casting Sock Size: Ankle



## Richie Brace® Dynamic Assist

- Ideal brace for dropfoot
- Cannot be used in: equinus, spasticity and unstable knee or significant frontal plane deformity (varus, valgus)

Casting Sock Size: Ankle



## California AFO

- Severe deformity: stage IV PTTD
- Charcot deformity
- Severe DJD of ankle or hindfoot

Casting Sock Size: Mid-leg



## Solid AFO

- Severe dropfoot - spasticity
- Charcot arthropathy
- Dropfoot with unstable knee

Casting Sock Size: Full-leg (Bermuda)



## Gauntlet

- Rigid, non-reducible adult acquired flatfoot (stage III & IV)
- Severe DJD or deformity of hindfoot
- Charcot arthropathy

Casting Sock Size: Mid-leg



## Richie Brace® OTC

- Acute ankle sprain
- Tendinitis of ankle

No Casting. Order S, M, L, XL



## Richie Brace® OTC Dynamic Assist

- Paralysis or weakness of ankle muscles
- Peroneal or tibialis anterior tendinopathy

No Casting. Order S, M, L, XL